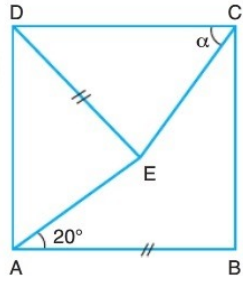


10.Sınıf Matematik Kare Tarama Soruları

1.

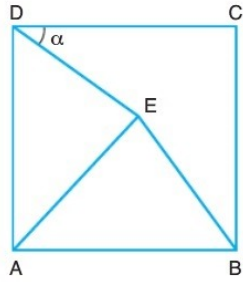


ABCD kare
 $|DE| = |AB|$
 $m(\widehat{BAE}) = 20^\circ$
 $m(\widehat{DCE}) = \alpha$

Yukarıdaki verilere göre, α kaç derecedir?

- A) 50 B) 55 C) 60 D) 65 E) 70

2.

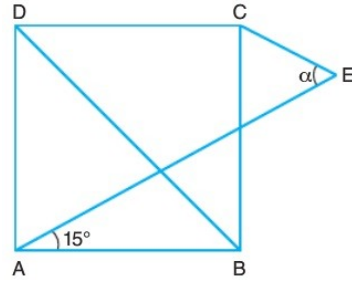


ABCD kare
 AEB eşkenar üçgen
 $m(\widehat{CDE}) = \alpha$

Yukarıdaki verilere göre, α kaç derecedir?

- A) 5 B) 10 C) 15 D) 20 E) 25

3.

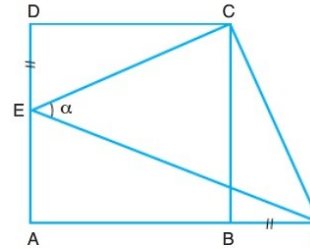


ABCD kare
 $[BD]$ köşegen
 $|AE| = |BD|$
 $m(\widehat{BAE}) = 15^\circ$
 $m(\widehat{AEC}) = \alpha$

Yukarıdaki verilere göre, α kaç derecedir?

- A) 60 B) 65 C) 70 D) 75 E) 80

4.

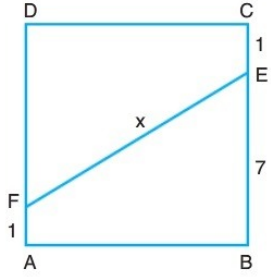


ABCD kare
 A, B, F noktaları doğrusal
 $|DE| = |BF|$
 $m(\widehat{CEF}) = \alpha$

Yukarıdaki verilere göre, α kaç derecedir?

- A) 15 B) 30 C) 45 D) 60 E) 75

5.



ABCD kare

$$|CE| = |AF| = 1 \text{ cm}$$

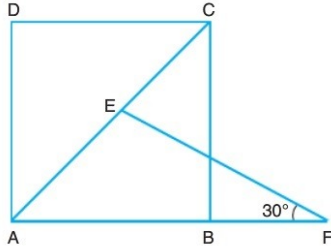
$$|BE| = 7 \text{ cm}$$

$$|EF| = x \text{ cm}$$

Yukarıdaki verilere göre, x kaç cm dir?

- A) 8 B) 9 C) 10 D) 11 E) 12

6.



ABCD kare

[AC] köşegen

A, B ve F noktaları doğrusal

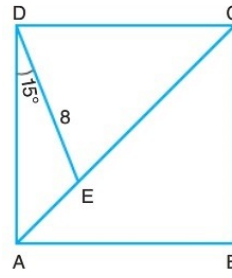
$$m(\widehat{AFE}) = 30^\circ$$

$$|AE| = 6\sqrt{2} \text{ cm}$$

Yukarıdaki verilere göre, |EF| kaç cm dir?

- A) 6 B) 8 C) 10 D) 12 E) 14

7.



ABCD kare

[AC] köşegen

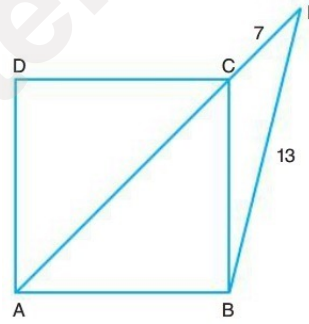
$$m(\widehat{ADE}) = 15^\circ$$

$$|DE| = 8 \text{ cm}$$

Yukarıdaki verilere göre, |AC| kaç cm dir?

- A) $4\sqrt{2}$ B) $4\sqrt{3}$ C) 8 D) $8\sqrt{2}$ E) $8\sqrt{3}$

8.



ABCD kare

A, C, E doğrusal noktalar

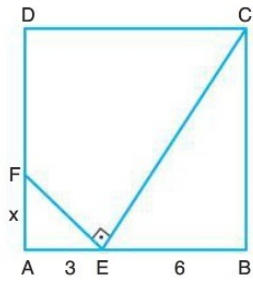
$$|BE| = 13 \text{ cm}$$

$$|CE| = 7 \text{ cm}$$

Yukarıdaki verilere göre, |AC| kaç cm dir?

- A) 6 B) 8 C) 10 D) 12 E) 14

9.

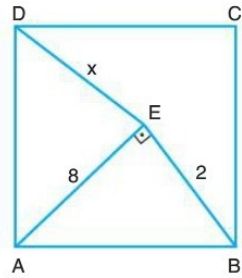


ABCD kare
 $[EF] \perp [CE]$
 $|AE| = 3 \text{ cm}$
 $|BE| = 6 \text{ cm}$
 $|AF| = x$

Yukarıdaki verilere göre, x kaç cm dir?

- A) $\frac{1}{2}$ B) 1 C) $\frac{3}{2}$ D) 2 E) $\frac{5}{2}$

10.

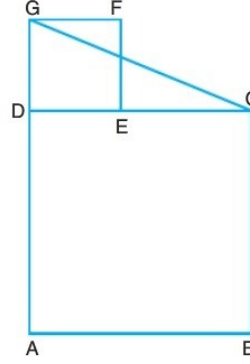


ABCD kare
 $[AE] \perp [BE]$
 $|AE| = 8 \text{ cm}$
 $|BE| = 2 \text{ cm}$
 $|DE| = x \text{ cm}$

Yukarıdaki verilere göre, x kaç cm dir?

- A) 6 B) 7 C) 8 D) 9 E) 10

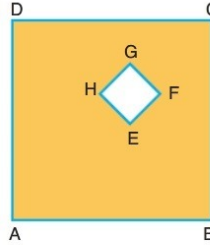
11.



ABCD ve DEFG birer kare olup karelerin alanları toplamı 64 cm^2 olduğuna göre, $|CG|$ kaç cm dir?

- A) 2 B) 4 C) 6 D) 8 E) 10

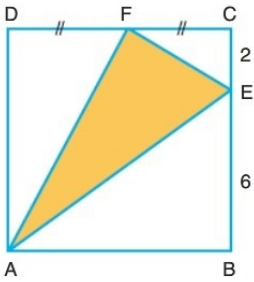
12.

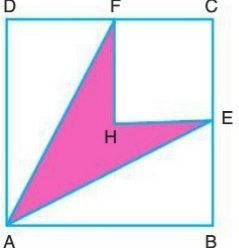


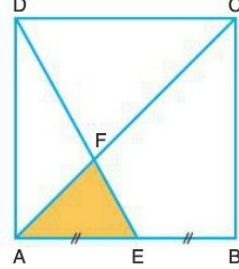
ABCD ve EFGH birer karedir.
 Karelerin çevreleri toplamı 44 cm dir.

Taralı bölgenin alanı 55 cm^2 olduğuna göre, büyük karenin çevresi kaç cm dir?

- A) 12 B) 16 C) 24 D) 32 E) 36

13.  ABCD kare
 $|DF| = |CF|$
 $|CE| = 2 \text{ cm}$
 $|BE| = 6 \text{ cm}$
- Yukarıdaki verilere göre, $A(\widehat{AFE})$ kaç cm^2 dir?
- A) 16 B) 18 C) 20 D) 22 E) 24

14.  ABCD ve HECF birer kare
 $A(ABCD) = 49 \text{ cm}^2$
 $A(HECF) = 16 \text{ cm}^2$
- Yukarıdaki verilere göre, taralı bölgenin alanı kaç cm^2 dir?
- A) 10 B) 12 C) 15 D) 18 E) 20

15.  ABCD kare
 $[CA]$ köşegen
 $[CA] \cap [DE] = \{F\}$
 $|AE| = |EB|$
 $A(\widehat{AFE}) = 6 \text{ cm}^2$
- Yukarıdaki verilere göre, $A(ABCD)$ kaç cm^2 dir?
- A) 36 B) 40 C) 52 D) 72 E) 84

Ah Şu Matematik