


"l" sesinin yazılı olduğu parçaları boyayalım.



Aşağıdaki varlıkların adındaki “l” seslerini örnekteki gibi işaretleyelim.



a s l a n



leylek



g ü l



a l e t






b a l


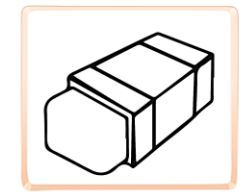
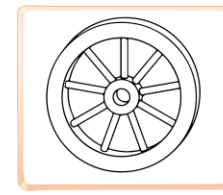














l	a	l	e
1	2	3	4
5	6	7	8
9	10	11	12
13	14	15	16
17	18	19	20
21	22	23	24
25	26	27	28
29	30	31	32
33	34	35	36
37	38	39	40
41	42	43	44
45	46	47	48
49	50	51	52
53	54	55	56
57	58	59	60
61	62	63	64
65	66	67	68
69	70	71	72
73	74	75	76
77	78	79	80
81	82	83	84
85	86	87	88
89	90	91	92
93	94	95	96
97	98	99	100

↳ Adında "l" sesi bulunan varlıkları işaretleyelim.



↳ "l" sesi ile başlayan varlıkları boyayalım.



➡ Verilen görsellerde "l" sesi sözcüğün başında ise ilk kutucuğu, ortasında ise ortadaki kutucuğu, sonda ise sondaki kutucuğu işaretleyiniz.

