









































Eğlenceli Matematik 1

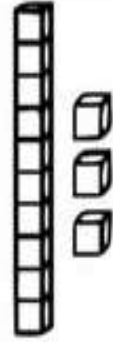
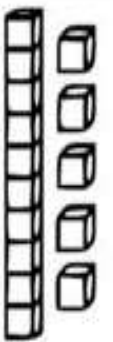

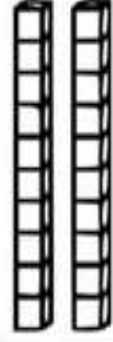
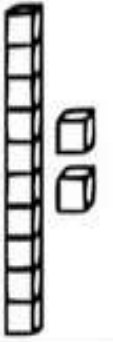




Meyvelerin oldukları yerlere gelmesi gereken sayıları bulalım.

@fundateacher

1	2	3		5			8		
11			14		16	17		19	20
21		23		25	26		28		30
31	32		34	35		37		39	40
41	42	43			46			49	50

	<input type="text"/>		<input type="text"/>		<input type="text"/>		<input type="text"/>
	<input type="text"/>		<input type="text"/>		<input type="text"/>		<input type="text"/>
	<input type="text"/>		<input type="text"/>		<input type="text"/>		<input type="text"/>
	<input type="text"/>		<input type="text"/>		<input type="text"/>		<input type="text"/>
	<input type="text"/>		<input type="text"/>		<input type="text"/>		<input type="text"/>

Birim küplerle modellenen sayıları bulalım, çiçeği boyayalım.

	<input type="text"/>		<input type="text"/>	
	<input type="text"/>		<input type="text"/>	
	<input type="text"/>		<input type="text"/>	
	<input type="text"/>		<input type="text"/>	<input type="text" value="14"/>

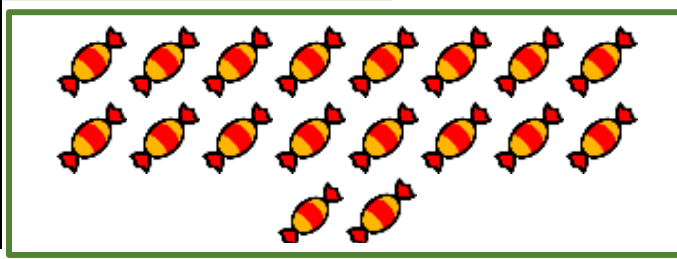
Eğlenceli Matematik 2

Nesneleri sayalım, on tanesini ayıralım ve tabloları dolduralım.



Onluk	Birlik
1
.....	

Onluk	Birlik
.....
.....	



.... onluk + birlik =

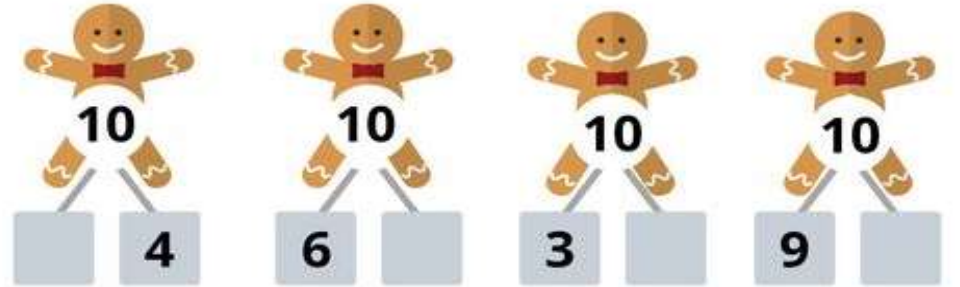
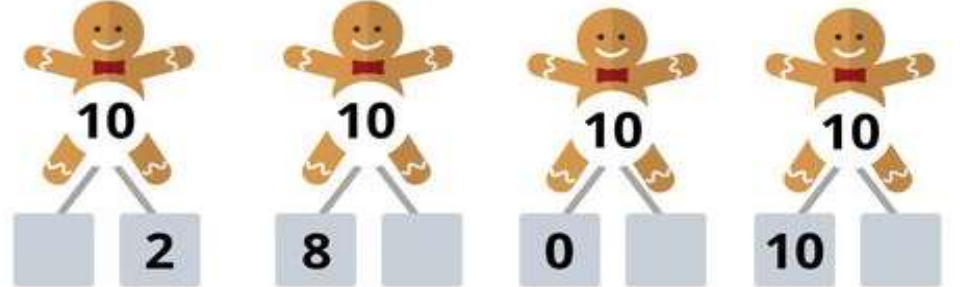
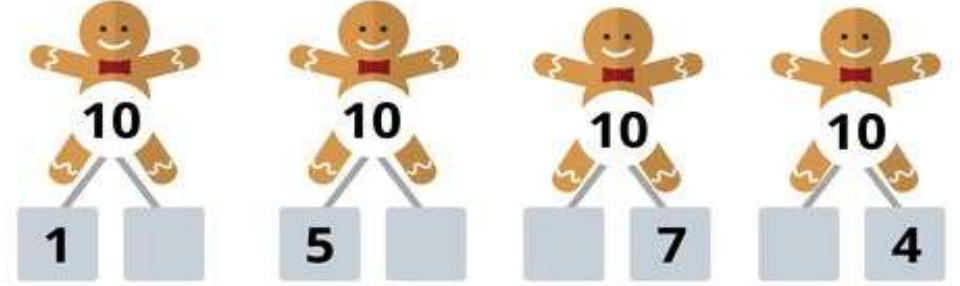


.... onluk + birlik =



.... onluk + birlik =

Toplamları on eden sayıları tamamlayalım.



Okuyalım: Kurabiye Adam

@fundateacher

Eğlenceli Matematik 3

Zarların üzerindeki noktaları toplayalım, sonucu sayı olarak yazalım.

$$\boxed{1} + \boxed{2} = \boxed{3}$$

$$\boxed{4} + \boxed{1} = \boxed{}$$

$$\boxed{2} + \boxed{4} = \boxed{}$$

$$\boxed{5} + \boxed{1} = \boxed{}$$

$$\boxed{3} + \boxed{2} = \boxed{}$$

$$\boxed{4} + \boxed{5} = \boxed{}$$

$$\boxed{5} + \boxed{3} = \boxed{}$$

$$\boxed{5} + \boxed{2} = \boxed{}$$

$$\boxed{6} + \boxed{3} = \boxed{}$$















$$\boxed{3} + \boxed{1} = \boxed{}$$

$$\boxed{4} + \boxed{5} = \boxed{}$$

$$\boxed{1} + \boxed{6} = \boxed{}$$

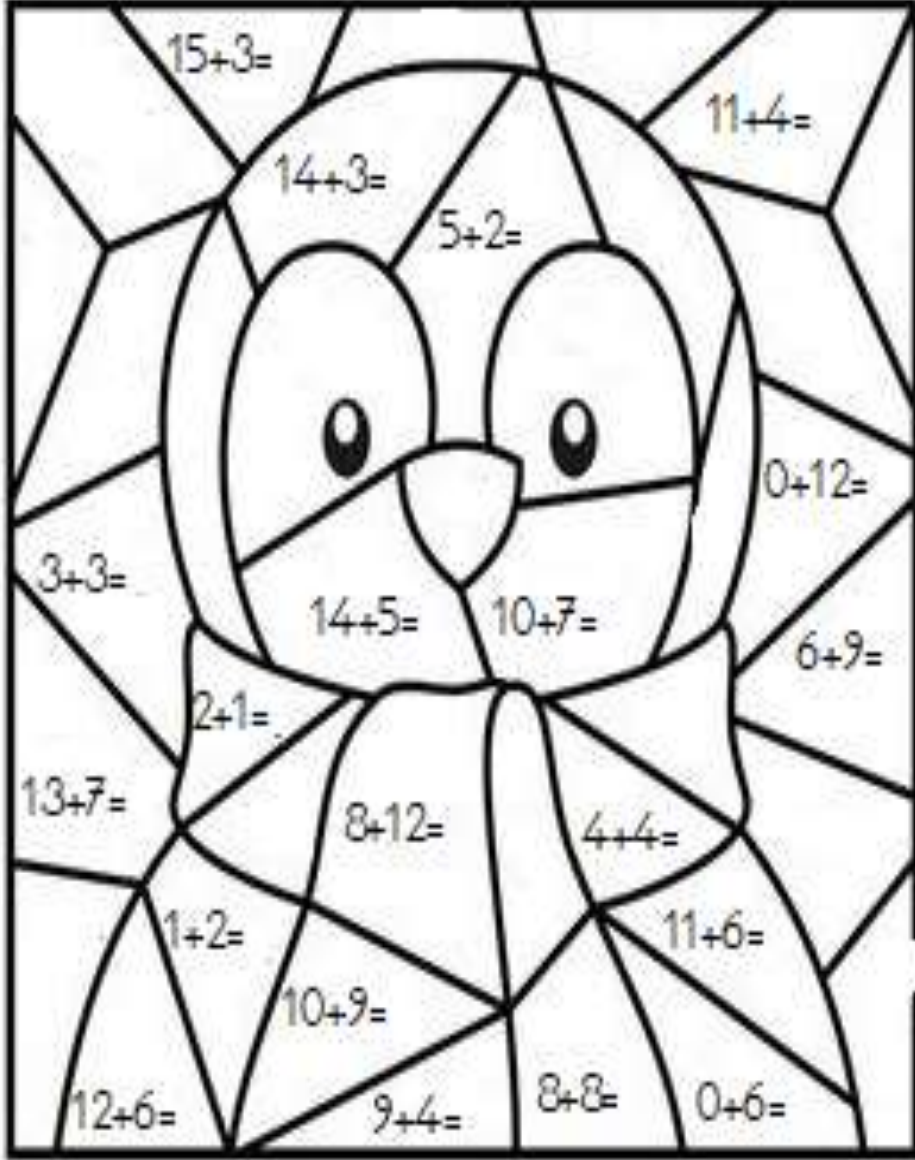
Parmakları sayalım, örnekteki gibi işlem olarak gösterelim, toplamı yazalım.

@fundateacher

	+		=	$\boxed{2}$	+	$\boxed{3}$	=	$\boxed{5}$
	+		=	$\boxed{}$	+	$\boxed{}$	=	$\boxed{}$
	+		=	$\boxed{}$	+	$\boxed{}$	=	$\boxed{}$
	+		=	$\boxed{}$	+	$\boxed{}$	=	$\boxed{}$
	+		=	$\boxed{}$	+	$\boxed{}$	=	$\boxed{}$
	+		=	$\boxed{}$	+	$\boxed{}$	=	$\boxed{}$
	+		=	$\boxed{}$	+	$\boxed{}$	=	$\boxed{}$

Eğlenceli Matematik 4

Tüm toplamaları yaptığında resmi boyayabilirsin.




f.m.

Ritmik sayma tırtıllarını tamamlayalım. Kutulara gelmesi gereken bir önceki veya bir sonraki sayıları bulalım.

@fundateacher

Fundateacher



14		16		10	
18		20		13	
	5			18	
	15			10	12
12		14		7	9
	13				19
	6			16	18
	18				14